

# **THE DESCRIPTION OF MEDIA**

## **A. The Work Identity**

Category : An Interactive English Learning Software  
Title : Descriptive Text  
Class : Class VIII/ Semester 1  
The Author : Eko Sudinuryanto, SPd  
Office : SMP N 2 Demak, Central Java, Indonesia

## **B. Standard Competence and Basic Competence**

1. Standard Competence:

To understand the meaning in oral functional text and simple short monologue of descriptive and recount to have interaction with others.

2. Basic Competence :

To respond the meaning of simple short monologue accurately, fluently, and with intonation to interact with others in descriptive and recount

3. Goals:

To identify information/meaning from the text of descriptive dan recount

To identify the functional and rhetorical steps of text of descriptive and recount.

## **C. Sources :**

- English Revolution Third Edition/Mawas Press/Agus Siswanto/Jepara
- <http://www.englishindo.com/2012/03/simple-descriptive-text-examples.html>

## **D. Software:**

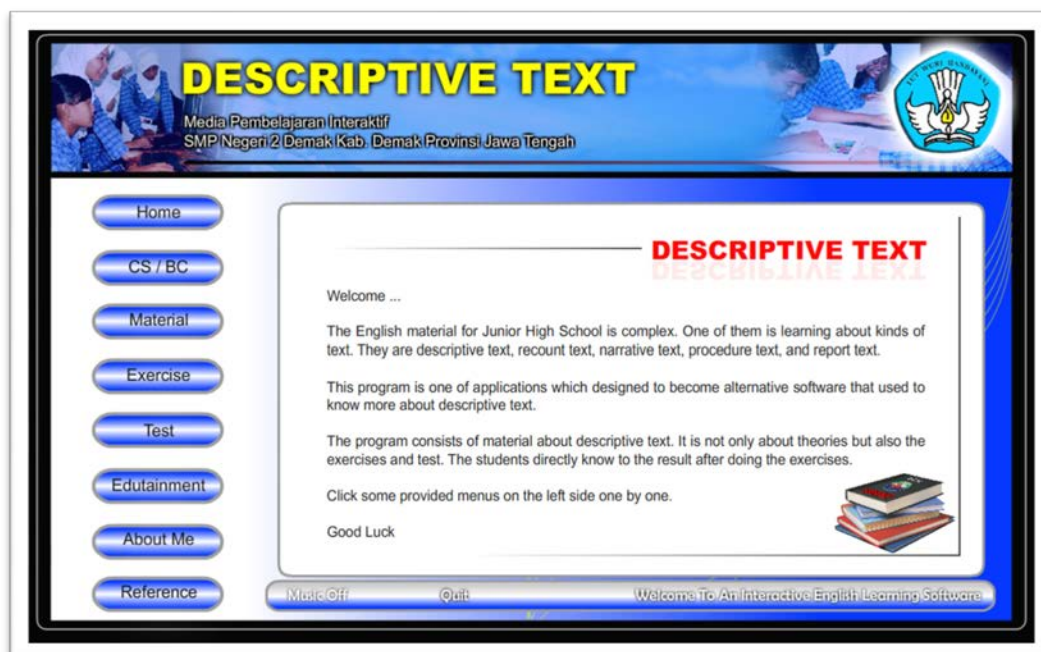
1. Macromedia Flash 8
2. Nero 8
3. Aleo Flash Banner
4. Photoshop Ps

## E. The Guide how to operate INTERACTIVE CD

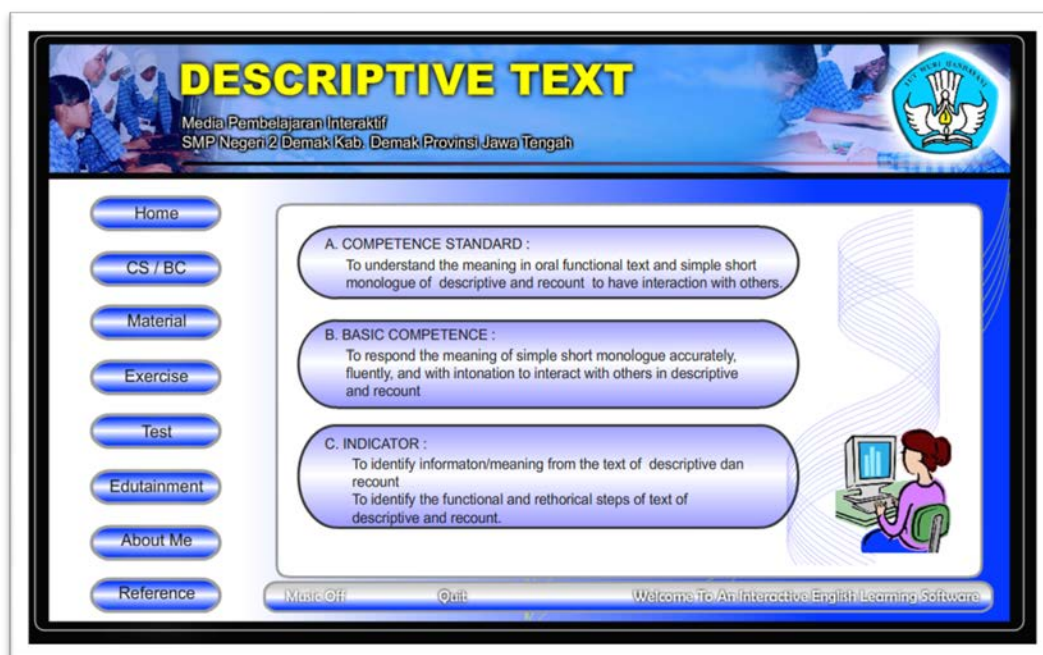
Insert the CD into CD ROM, so the CD automatically running.



The content on this CD is the material for class 8 in semester 1, it is descriptive text.



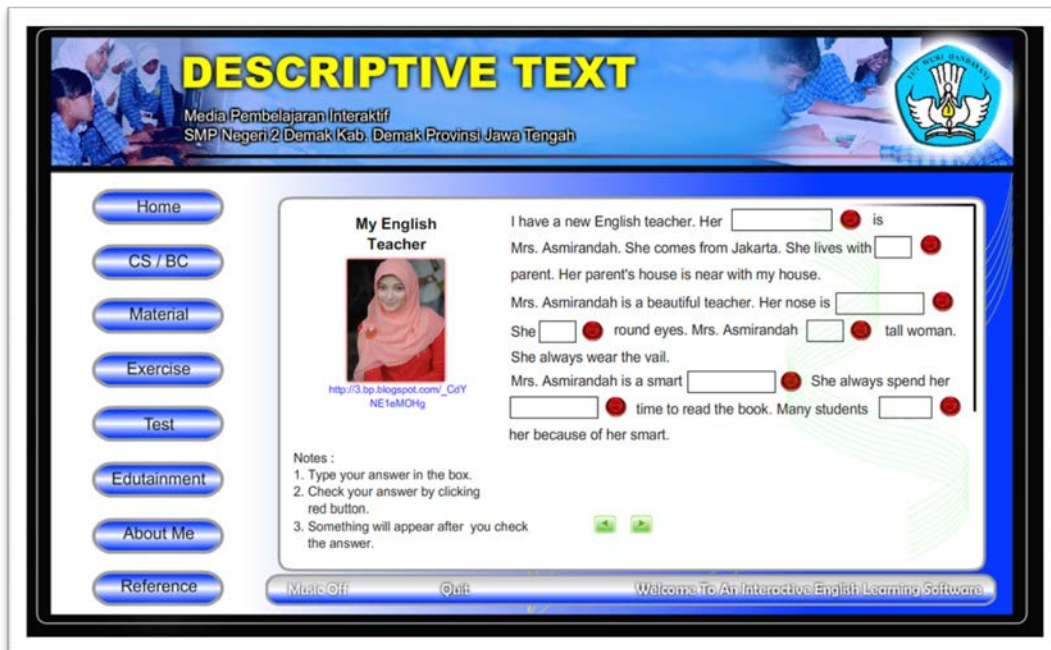
Pay attention to the picture above. There are some menus buttons that related with this CD content.



The button “Home” will introduce the material will be learned, while button “CS/BC” will show about standard competence and basic competence.



Button “Material” provides some buttons that will connect user to the materials about Descriptive Text (The Conversation, What is the Descriptive Text, The Social Function, The Generic Structure, The Language Features, The Example).



Button “Exercise” ask the user to be interactive to the CD. The author provide some boxes and user must type in the box to make the sentence complete. After it the user must click the red button to check the answer true or false.



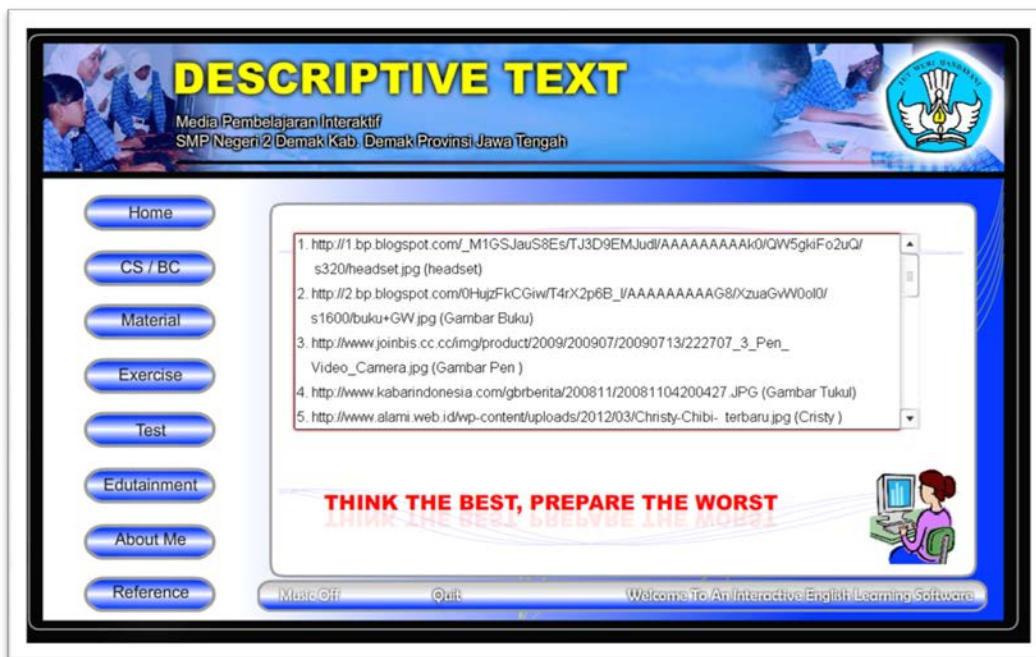
Button “Test” given to do some exercises. There are 10 question, user must click one of the options to choose the right answer (A, B, C or D).



Button “Edutainment” given to make user relax after studying the content of this CD. The author provides some famous song both domestic and foreign. The user can sing although he or she doesn’t memorize the lyrics.



Button “About Me” tells about the author profile.



Button “Reference” tells about some sources that the author use to make this media. So, the author hopes the user can search the additional materials through the links given.

### F. Trouble shooting

This CD is automatically run when inserted into CD ROM. If it is failed to operate this CD, the user can click the ESC button on keyboard, and then run using this steps:

start > explore look for file named index.

